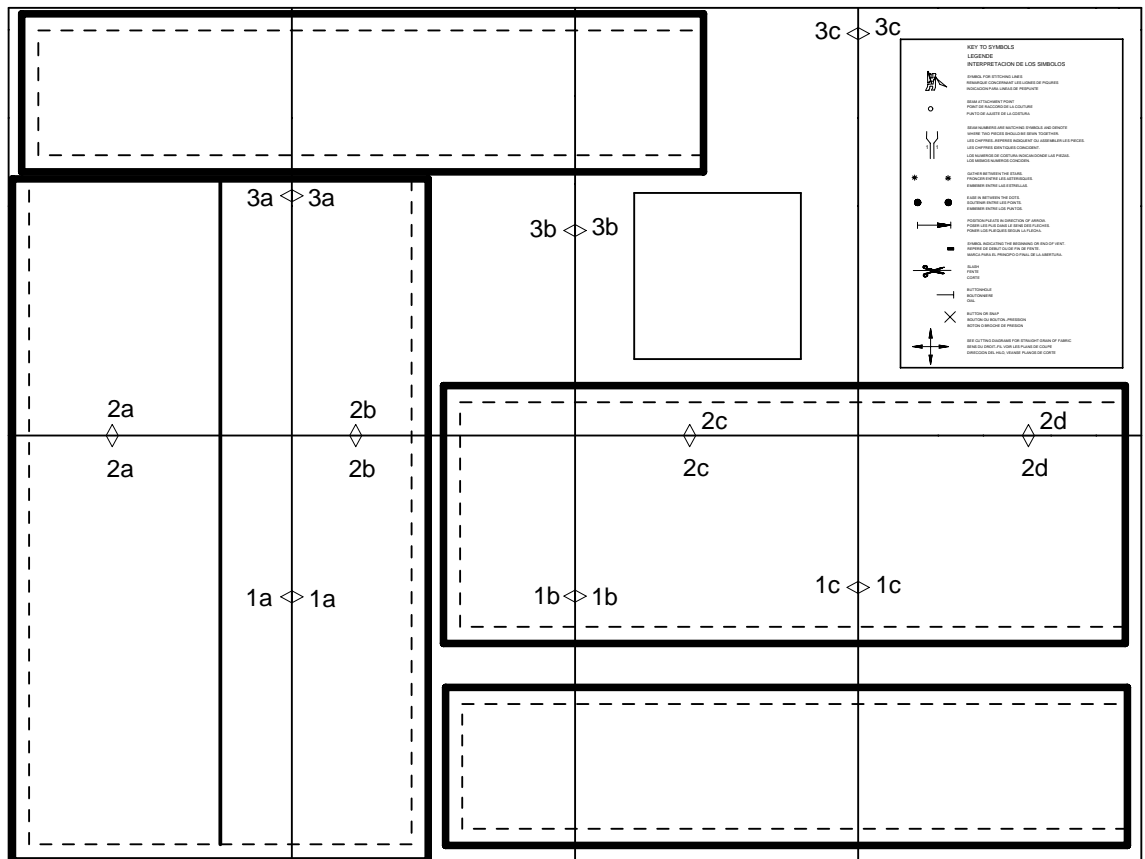


burdastyle download 7974 D

layout drawing



2a

CENTER
MILIEU
CENTRO

1



ON THE FOLD
DANS LA PLIURE DU TISSU
CON CANTO DOBLADO

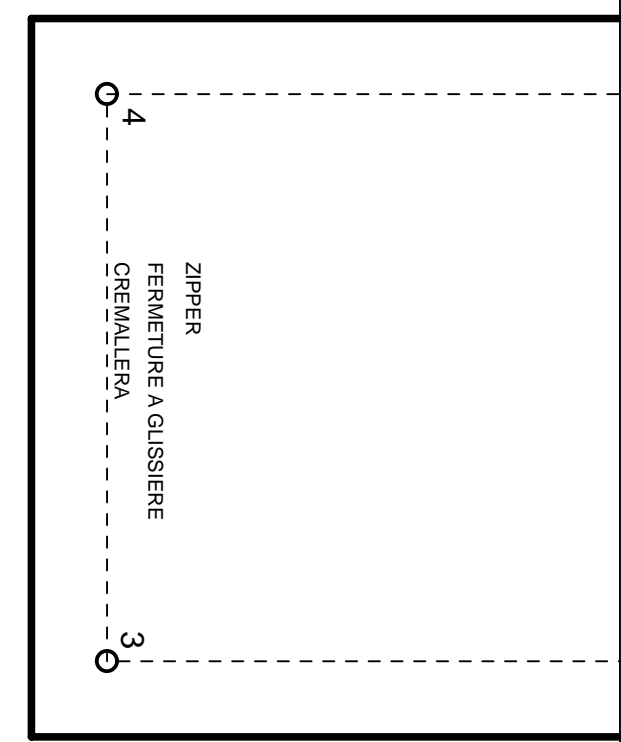
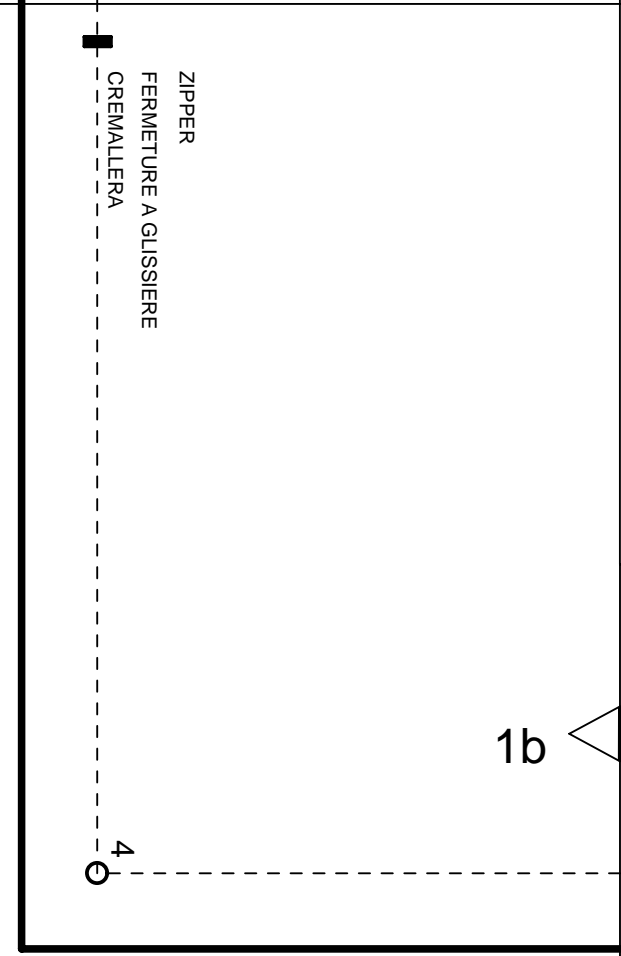
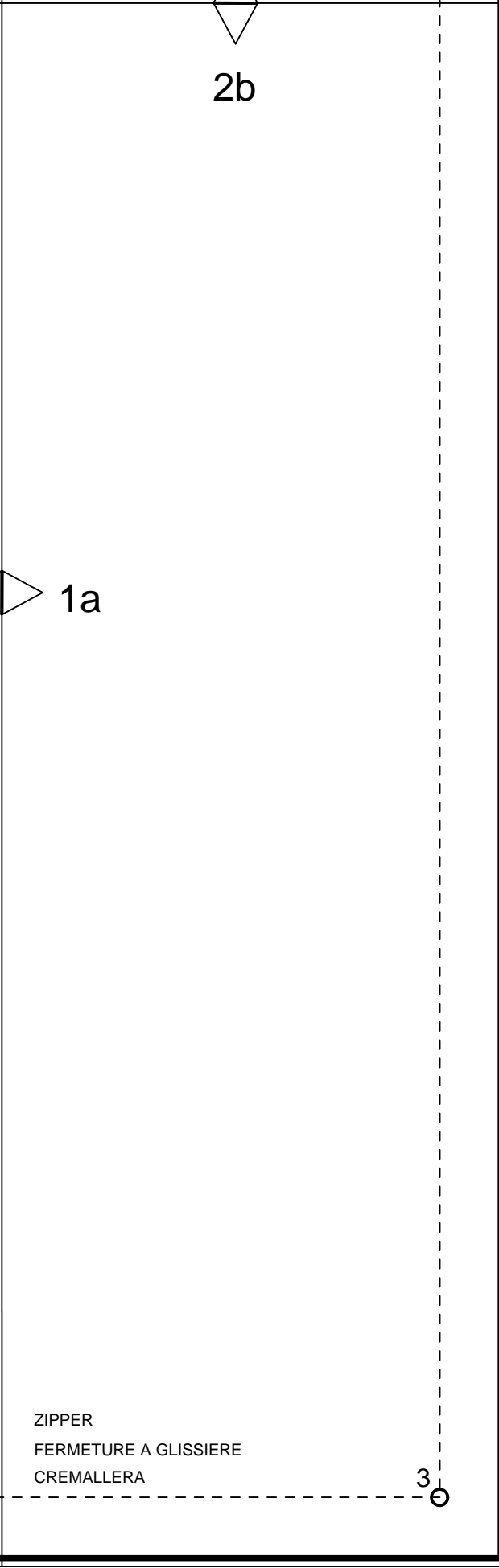
7 9 7 4

Burda
STYLE

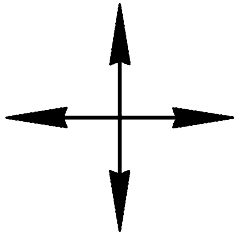
www.burdastyle.com

1a

3



2c

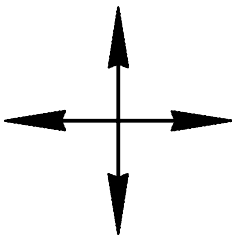


www.burdastyle.com

Burda
STYLE

1b

1c



2



ON THE FOLD
DANS LA PLIURE DU TISSU
CON CANTO DOBLADO

7974



2d

FABRIC FOLD
PLIURE DU TISSU
CANTO DE DOBLEZ

3



ON THE FOLD
DANS LA PLIURE DU TISSU
CON CANTO DOBLADO

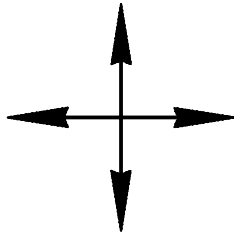
7974

1c

FABRIC FOLD
PLIURE DU TISSU
CANTO DE DOBLEZ

Burda
STYLE

www.burdastyle.com



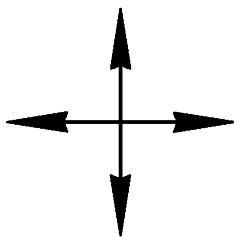
Burda
STYLE

www.burdastyle.com

5

FABRIC FOLD
PLIURE DU TISSU
CANTO DE DOBLEZ

3a



2a



4



2x

ON THE FOLD
DANS LA PLIURE DU TISSU
CON CANTO DOBLADO

7974



3a

3b



2b

5

3c

FABRIC FOLD
PLIURE DU TISSU
CANTO DE DOBLEZ

Burda
STYLE

www.burdastyle.com

3b

test square

side length

4 inches (10 cm)



2c

KEY TO SYMBOLS

LEGENDE

INTERPRETACION DE LOS SIMBOLOS



SYMBOL FOR STITCHING LINES
REMARQUE CONCERNANT LES LIGNES DE PIQURES
INDICACION PARA LINEAS DE PESPUNTE



SEAM ATTACHMENT POINT
POINT DE RACCORD DE LA COUTURE
PUNTO DE AJUSTE DE LA COSTURA



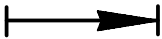
SEAM NUMBERS ARE MATCHING SYMBOLS AND DENOTE
WHERE TWO PIECES SHOULD BE SEWN TOGETHER.
LES CHIFFRES-REPERES INDIQUENT OU ASSEMBLER LES PIECES.
LES CHIFFRES IDENTIQUES COINCIDENT.
LOS NUMEROS DE COSTURA INDICAN DONDE LAS PIEZAS.
LOS MISMOS NUMEROS CONCIDEN.



GATHER BETWEEN THE STARS.
FRONCER ENTRE LES ASTERISQUES.
EMBEBER ENTRE LAS ESTRELLAS.



EASE IN BETWEEN THE DOTS.
SOUTENIR ENTRE LES POINTS.
EMBEBER ENTRE LOS PUNTOS.



POSITION PLEATS IN DIRECTION OF ARROW.
POSER LES PLIS DANS LE SENS DES FLECHES.
PONER LOS PLIEQUES SEGUN LA FLECHA.



SYMBOL INDICATING THE BEGINNING OR END OF VENT.
REPERE DE DEBUT OU DE FIN DE FENTE.
MARCA PARA EL PRINCIPIO O FINAL DE LA ABERTURA.



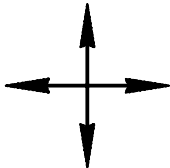
SLASH
FENTE
CORTE



BUTTONHOLE
BOUTONNIERE
OIAL



BUTTON OR SNAP
BOUTON OU BOUTON-PRESSION
BOTON O BROCHE DE PRESION



SEE CUTTING DIAGRAMS FOR STRAIGHT GRAIN OF FABRIC
SENS DU DROIT-FIL VOIR LES PLANS DE COUPE
DIRECCION DEL HILO, VEANSE PLANOS DE CORTE