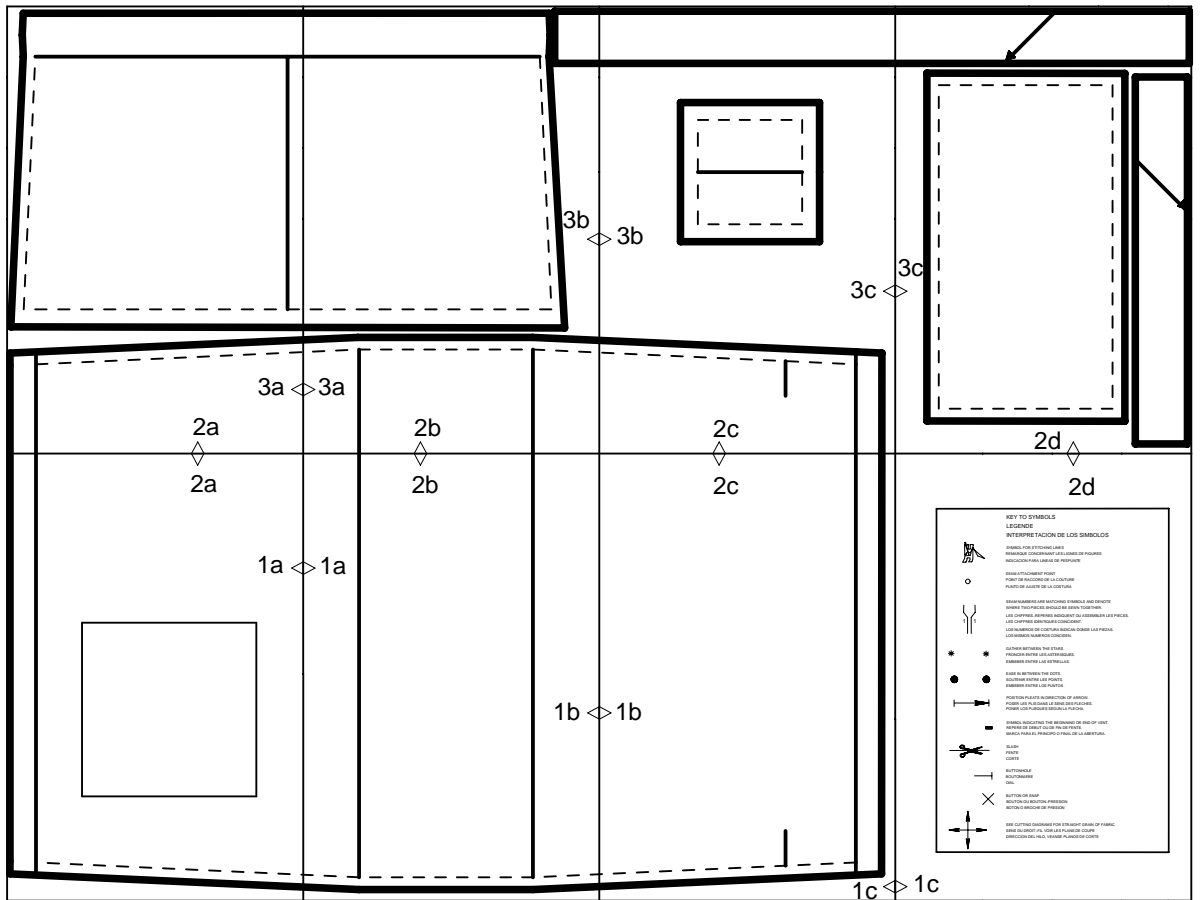


burdastyle download 8128 D

layout drawing



2a

1a

ZIPPER  
FERMETURE A GLISSIERE  
CREMALLERA

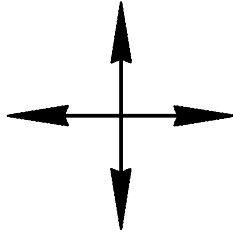
test square

side length

4 inches (10 cm)

7

2b



1a

FOLD  
PLIURE  
DOBLEZ

1b

FOLD  
PLIURE  
DOBLEZ

ZIPPER  
FERMETURE A GLISSIERE  
CREMALLERA

6.

PLACEMENT  
RACCORD  
TOPE

2c



1

EACH FABRIC  
PAR TISSU  
DE CADA TELA

8 1 2 8

1

Burda  
STYLE

www.burdastyle.com

1b

1c

## KEY TO SYMBOLS

## LEGENDE

## INTERPRETACION DE LOS SIMBOLOS



SYMBOL FOR STITCHING LINES  
REMARQUE CONCERNANT LES LIGNES DE PIQUES  
INDICACION PARA LINEAS DE PESPUENTE



SEAM ATTACHMENT POINT  
POINT DE RACCORD DE LA COUTURE  
PUNTO DE AJUSTE DE LA COSTURA




SEAM NUMBERS ARE MATCHING SYMBOLS AND DENOTE  
WHERE TWO PIECES SHOULD BE SEWN TOGETHER.  
LES CHIFFRES-REPERES INDIQUENT OU ASSEMBLER LES PIECES.  
LES CHIFFRES IDENTIQUES COINCIDENT.  
LOS NUMEROS DE COSTURA INDICAN DONDE LAS PIEZAS.  
LOS MISMOS NUMEROS CONCIDEN.



GATHER BETWEEN THE STARS.  
FRONCER ENTRE LES ASTERISQUES.  
EMBEBER ENTRE LAS ESTRELLAS.



EASE IN BETWEEN THE DOTS.  
SOUTENIR ENTRE LES POINTS.  
EMBEBER ENTRE LOS PUNTOS.



POSITION PLEATS IN DIRECTION OF ARROW.  
POSER LES PLIS DANS LE SENS DES FLECHES.  
PONER LOS PLIEQUES SEGUN LA FLECHA.



SYMBOL INDICATING THE BEGINNING OR END OF VENT.  
REPERE DE DEBUT OU DE FIN DE FENTE.  
MARCA PARA EL PRINCIPIO O FINAL DE LA ABERTURA.



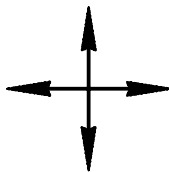
SLASH  
FENTE  
CORTE



BUTTONHOLE  
BOUTONNIERE  
OIAL



BUTTON OR SNAP  
BOUTON OU BOUTON-PRESSION  
BOTON O BROCHE DE PRESION



SEE CUTTING DIAGRAMS FOR STRAIGHT GRAIN OF FABRIC  
SENS DU DROIT-FIL VOIR LES PLANS DE COUPE  
DIRECCION DEL HILO, VEANSE PLANOS DE CORTE

3



8128

Burda  
STYLE

[www.burdastyle.com](http://www.burdastyle.com)



7

3a

2a

FACING

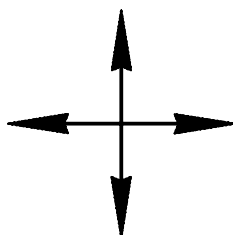
FOLD

PAREMENTURE

PLIURE

VISTA

DOBLEZ



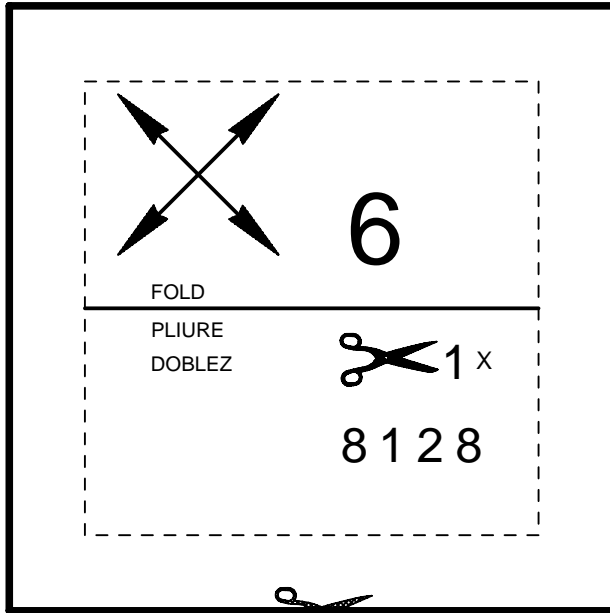
3b

3a

2b

4 ✂ 2 x

8 1 2 8



3b



Burda  
STYLE

3c

[www.burdastyle.com](http://www.burdastyle.com)

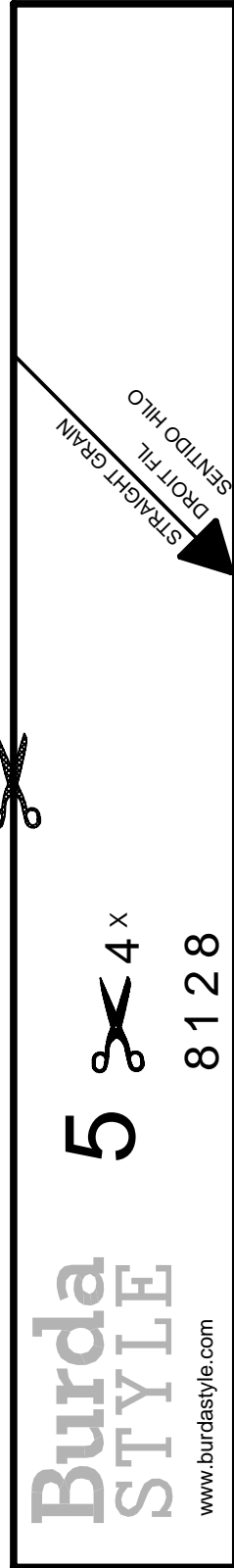
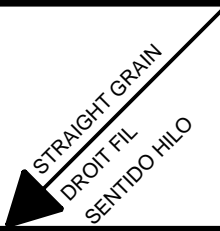


PLACEMENT  
RACCORD  
TOPE

6.

2c



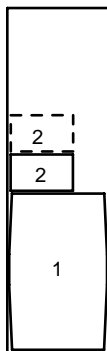


PATTERN LAYOUTS  
PLANS DE COUPE  
PLANOS DE CORTE

FABRIC  
TISSU  
TELA



45" 114 CM  
55" 140 CM



FABRIC  
TISSU  
TELA



45" 114 CM  
55" 140 CM

